

FAYETTE COUNTY, GEORGIA

2019 Property Tax Digest / Millage Rates

PUBLIC HEARINGS

AUGUST 15, 2019

2019 Tax Digest Changes

2018 Digest

\$5,901,669,198

Growth (Decrease) in Digest

Real Property	\$131,228,852	8.02%		
Personal Property	\$33,831,004	7.06%		
Motor Vehicles	(\$16,816,020)	-18.09%		
Other	\$54,574	1.34%	\$148,298,410	2.51%

(Increase) in Exemptions			(\$18,856,947)	6.21%
			\$129,441,463	2.19%

Reassessments

Real Property			\$319,964,484	5.42%
----------------------	--	--	----------------------	--------------

Positive Change in Net Digest

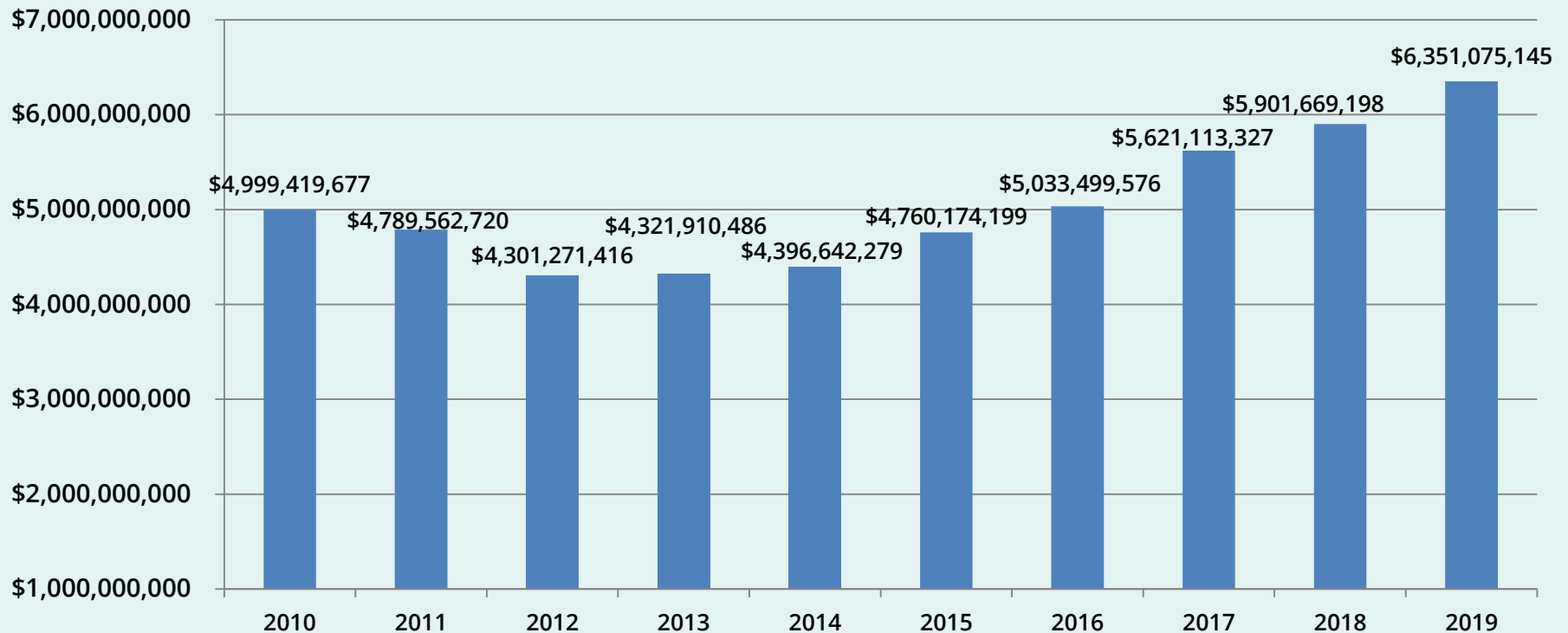
\$449,405,947 **7.61%**

2019 Digest

\$6,351,075,145

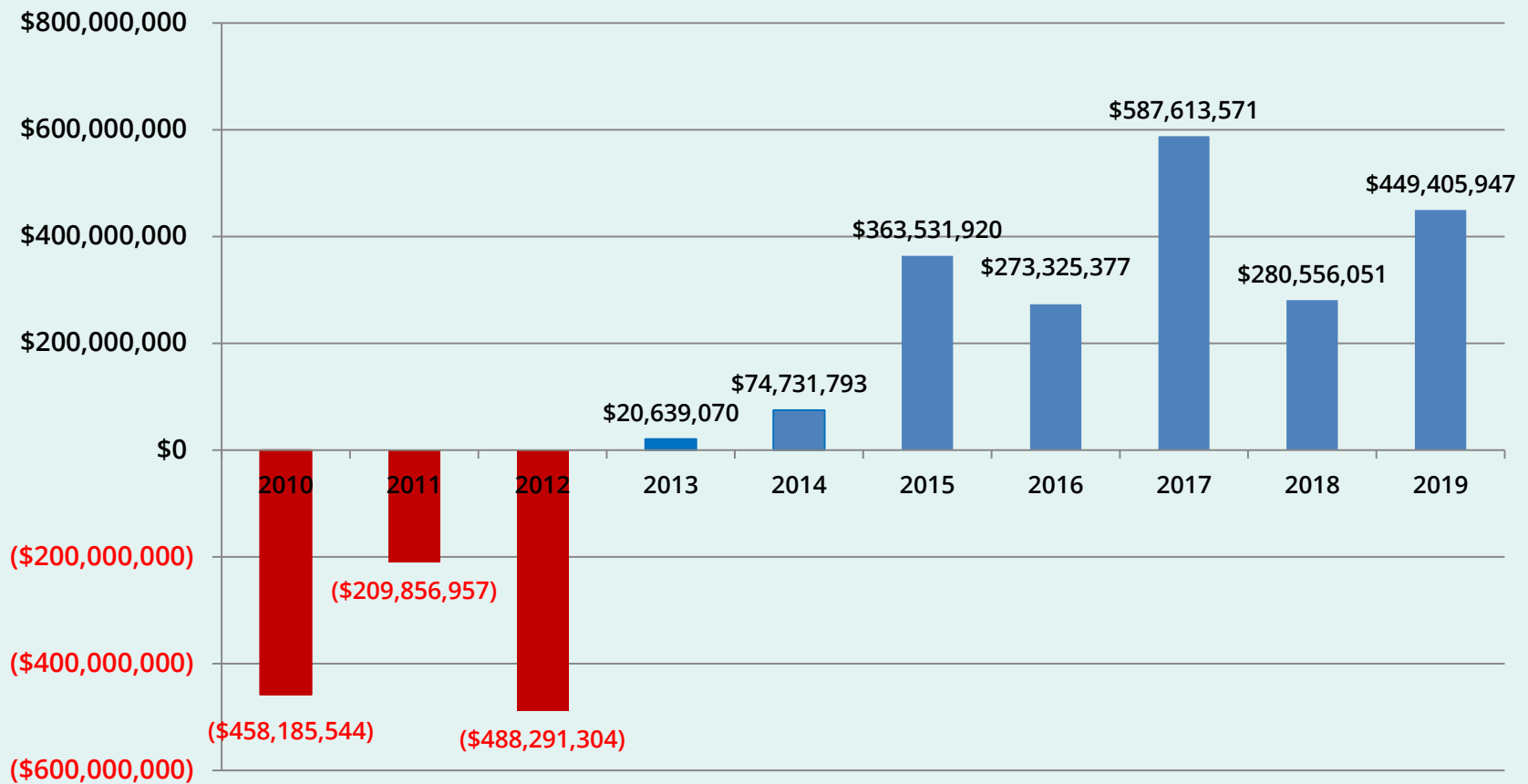
Change in Taxable Digest

2010-2019



Taxable Digest Variances

2010-2019



2019 PROPOSED Millage Rates

Description	Proposed 2019	Adopted 2018	Millage Rate Recapture (Decrease)	Percent Change
General Fund Maintenance & Operations	4.392	4.392	-0-	N/A
Fire Services	3.070	3.070	-0-	N/A
Emergency Medical Services	0.456	0.456	-0-	N/A
911 Services	0.210	0.210	-0-	N/A

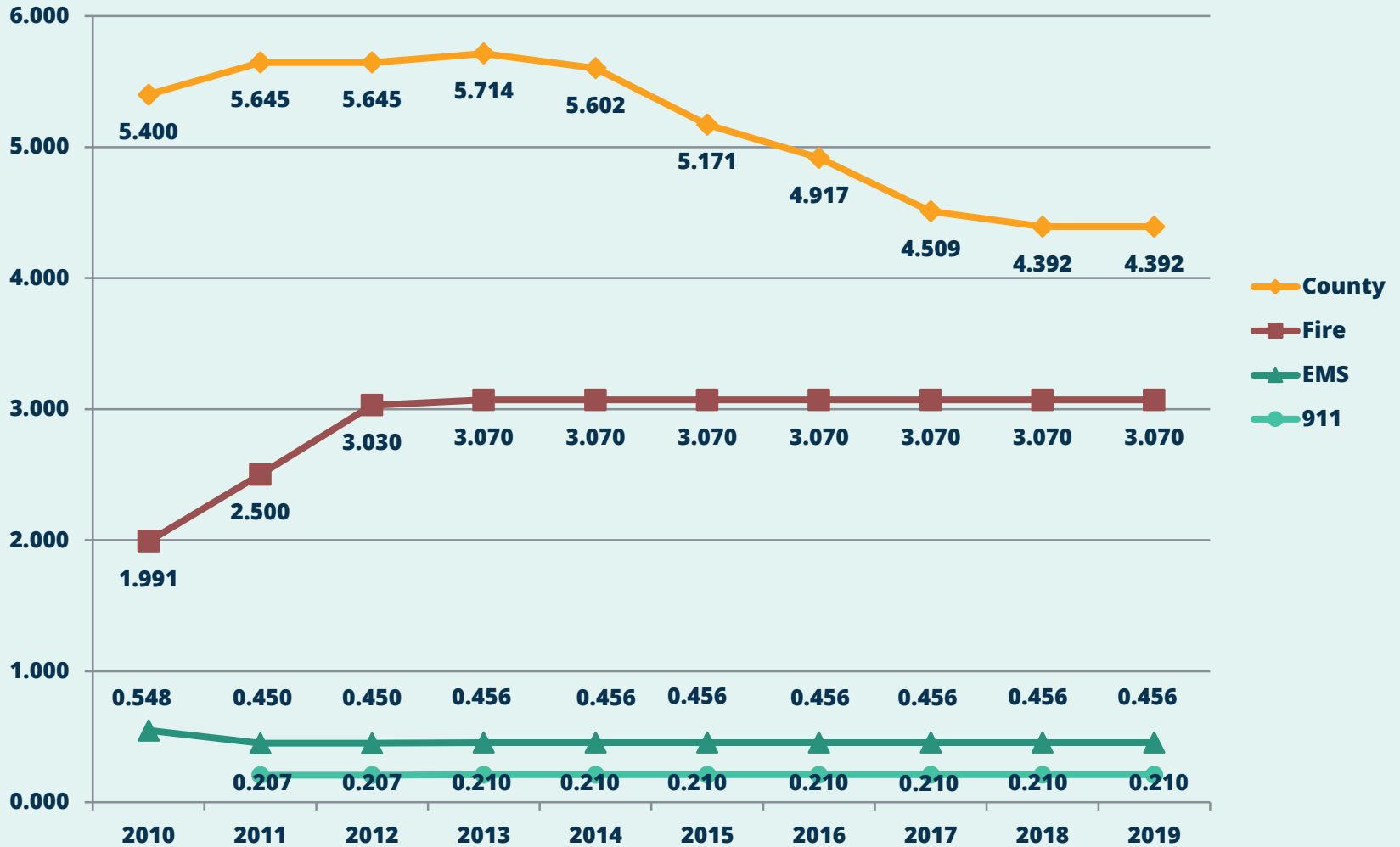
2019 Fayette County Tax Bill

County Operations Proposed Rate vs. Rollback Rate

Sample Property Tax Statements - Unincorporated

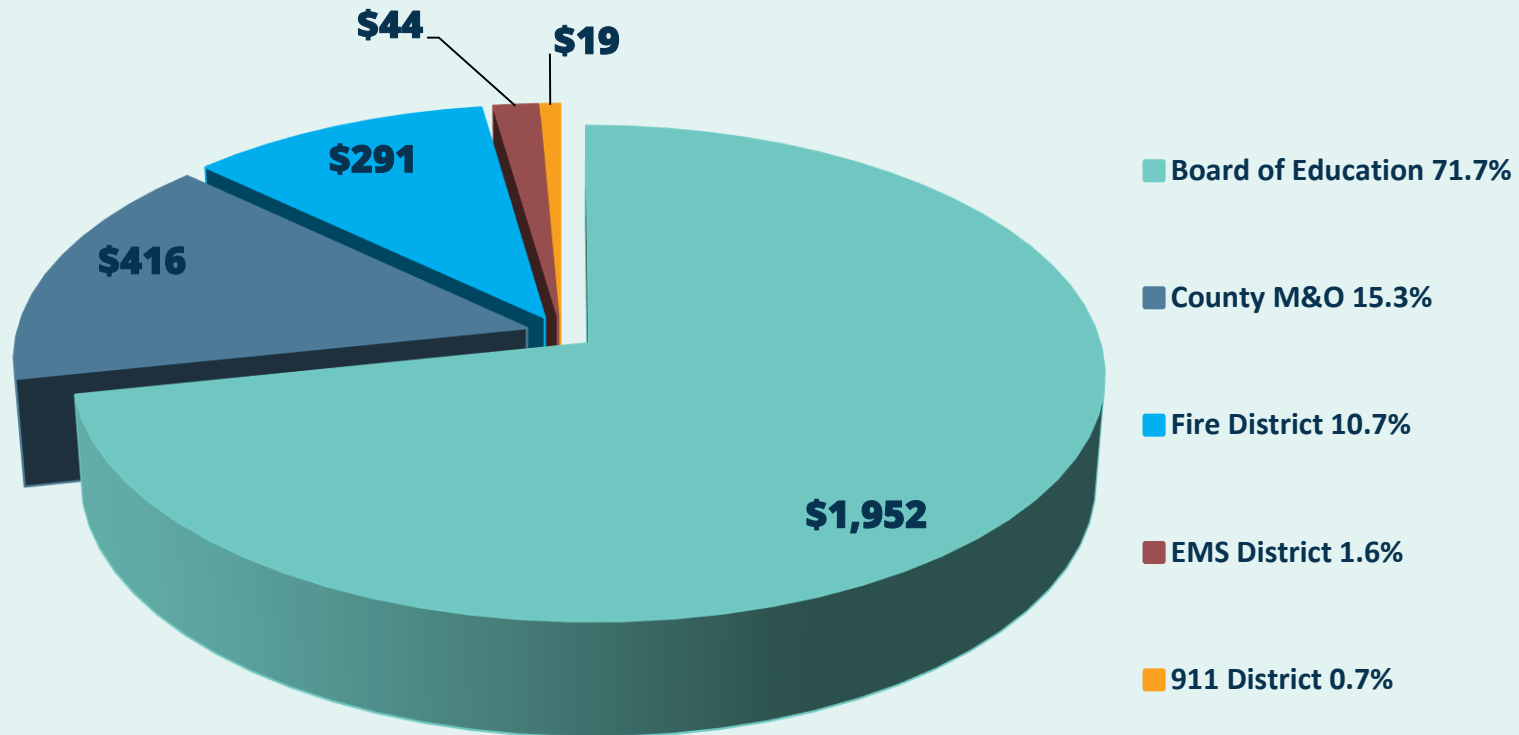
2019 Tax Millage Rates									
Entity	FMV	Taxable Value	Homestead	Taxable Value	Millage Rate	Tax Due	Rollback Rate	Tax Due	Annual Increase in Tax Bill
COUNTY M&O	250,000	100,000	(5,000)	95,000	4.392	417.24	4.171	396.25	21.00
COUNTY BOE	250,000	100,000	(5,000)	95,000	20.521	1,949.50		1,949.50	
COUNTY EMS	250,000	100,000	(5,000)	95,000	0.456	43.32		43.32	
COUNTY 911	250,000	100,000	(5,000)	95,000	0.210	19.95		19.95	
COUNTY FIRE	250,000	100,000	(5,000)	95,000	3.070	291.65		291.65	
TOTAL					28.649	2,721.66		2,700.66	

Property Tax Rates – General Fund, Fire, EMS, and 911 2010-2019



2019 Unincorporated Residential Property Tax Paid

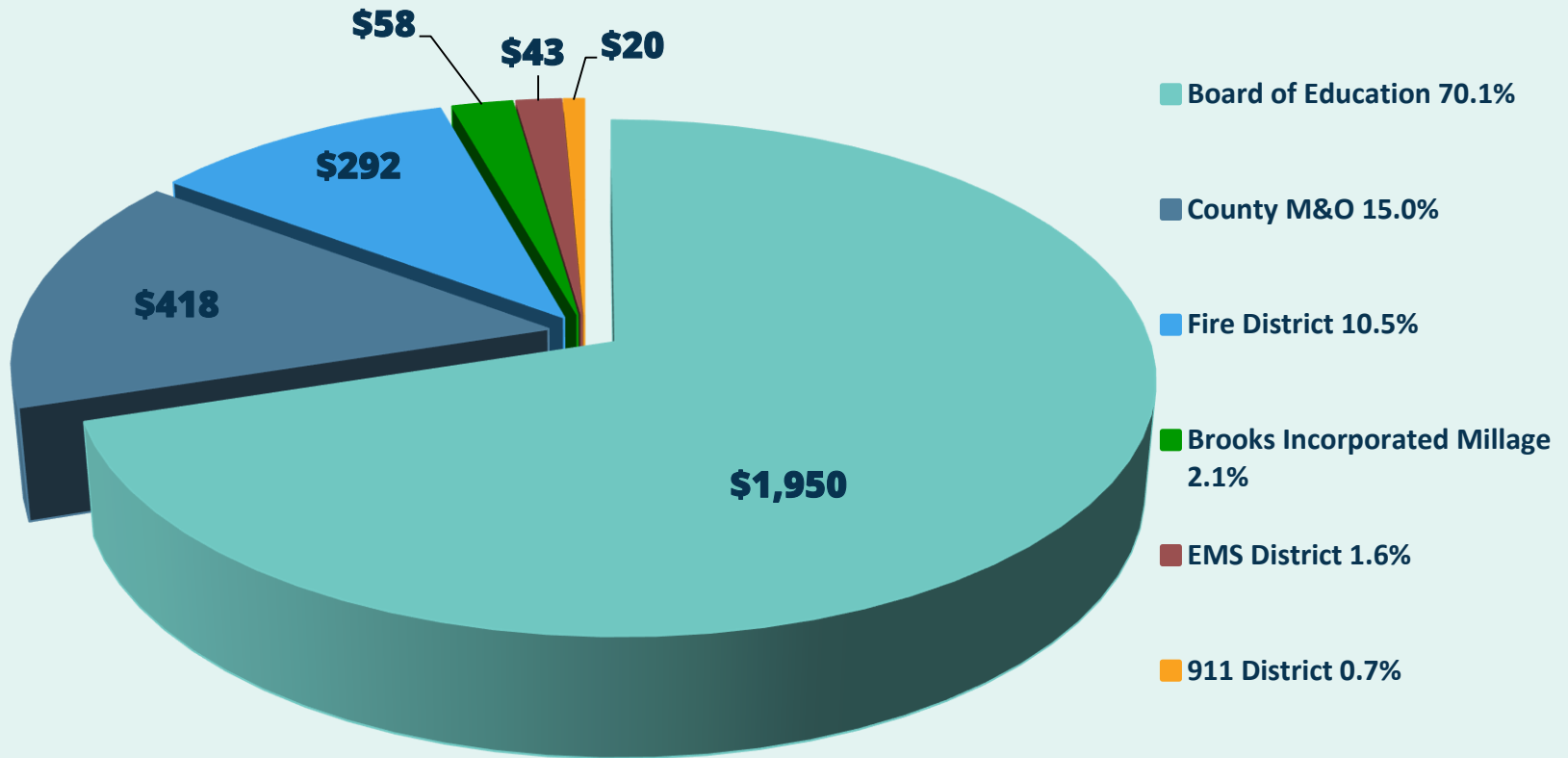
\$250,000 home value / \$2,722 tax bill



County M&O includes functions Sheriff, Courts, Public Works, Culture & Recreation, Community Development, and General Government

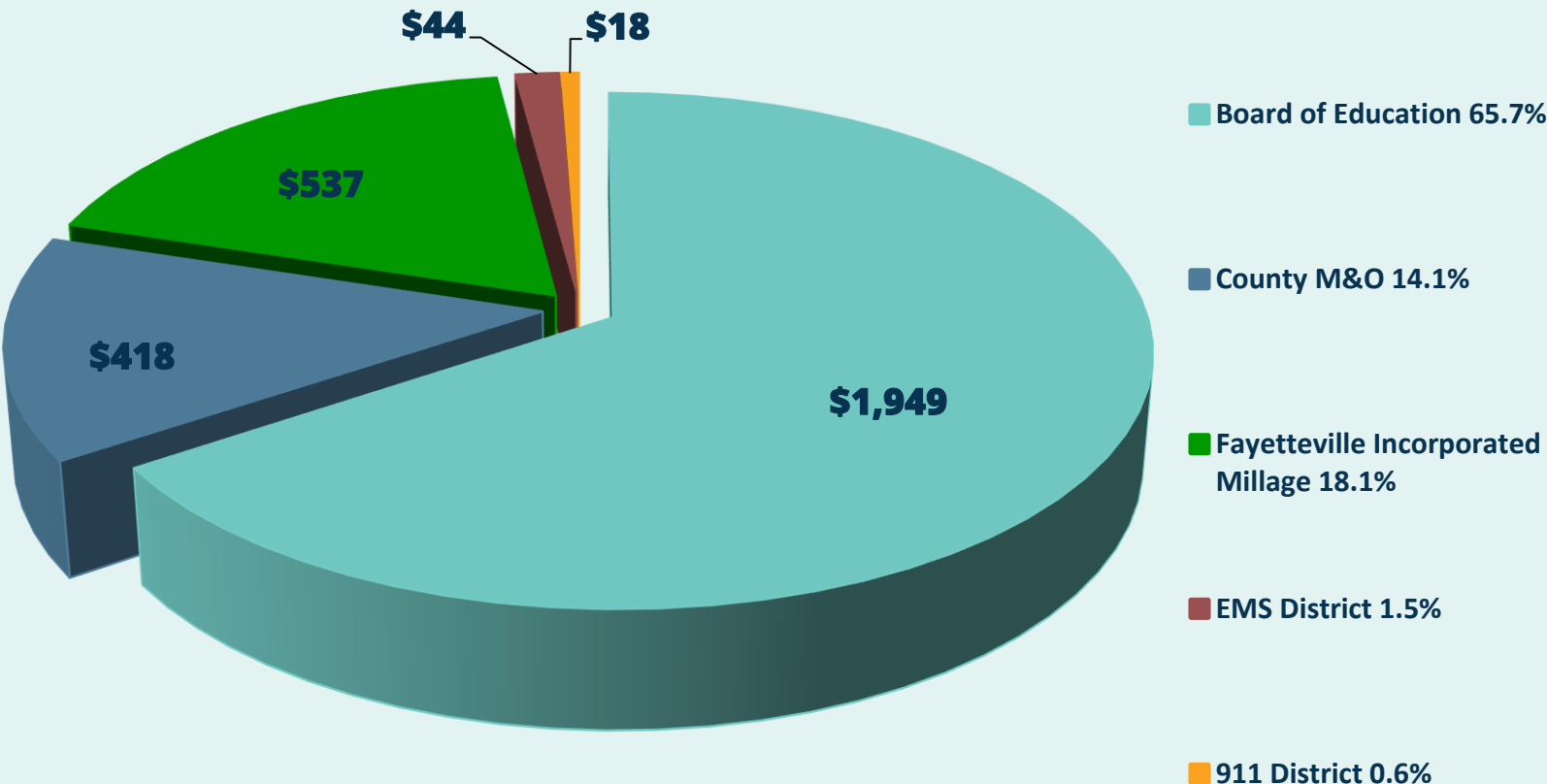
2019 Town of Brooks Residential Property Tax Paid

\$250,000 home value / \$2,781 tax bill



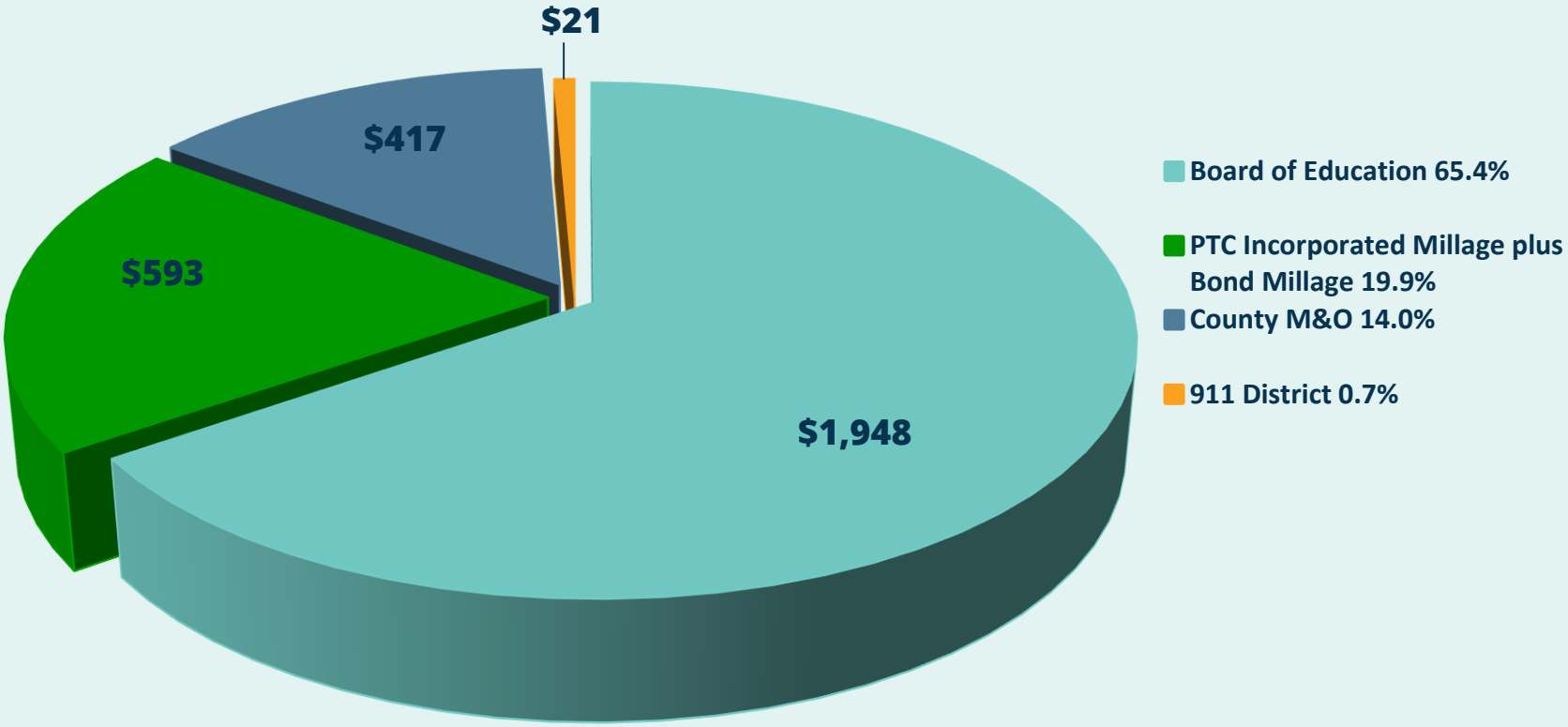
2019 City of Fayetteville Residential Property Tax Paid

\$250,000 home value / \$2,966 tax bill



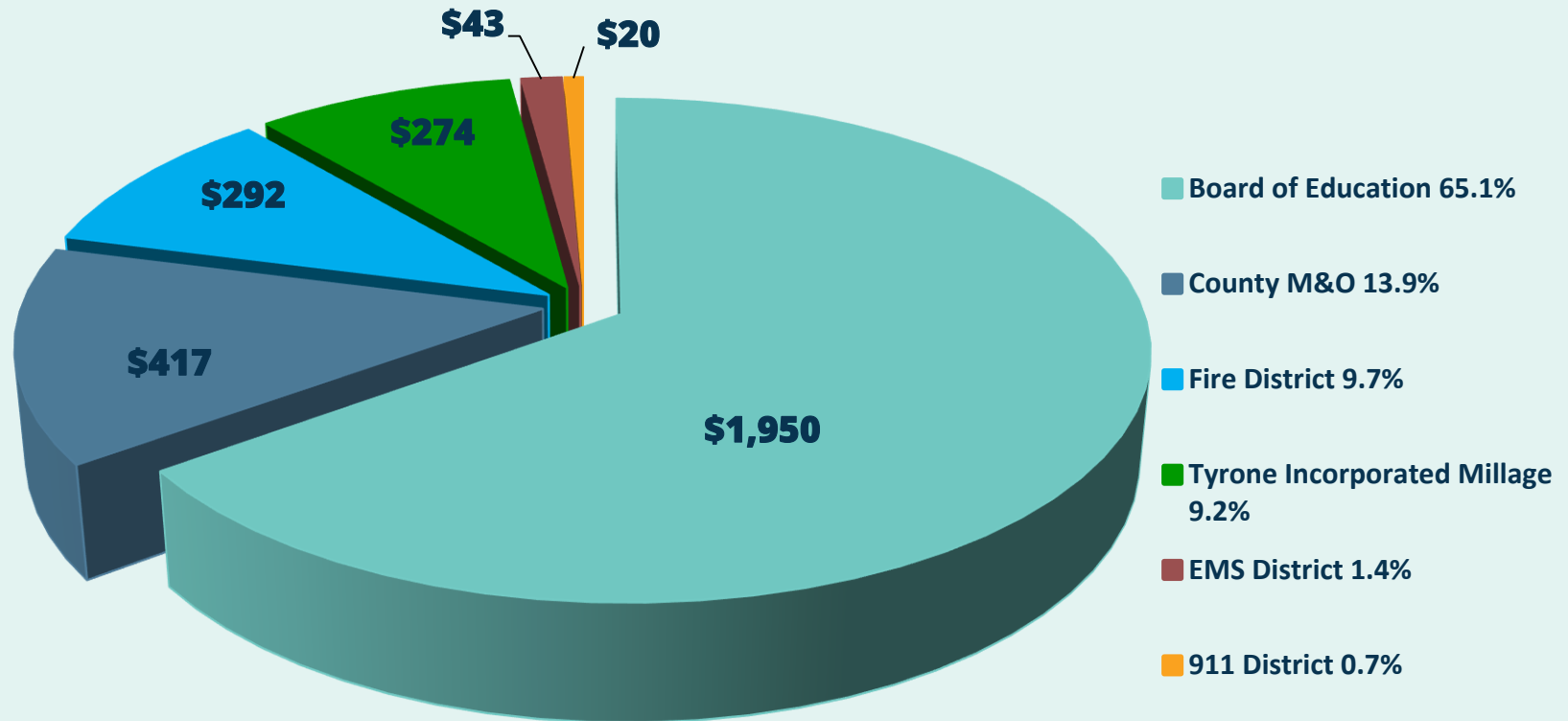
2019 Peachtree City Residential Property Tax Paid

\$250,000 home value / \$2,979 tax bill



2019 Town of Tyrone Residential Property Tax Paid

\$250,000 home value / \$2,996 tax bill



Based Upon \$250,000 Home Value Taxes Paid By Citizens



Millage Rate History Since 2014

Year	2014	2015	2016	2017	2018	2019
Board of Education	20.000	20.000	19.750	19.500	19.500	19.250
Board of Education Bond	1.450	1.350	1.350	1.350	1.350	1.271
Brooks Millage	0.899	0.840	0.799	0.723	0.680	0.627
Fayetteville Millage	3.874	3.874	3.874	3.874	5.646	5.646
Peachtree City Millage	6.756	6.756	6.756	6.232	6.232	6.232
Peachtree City Bond	0.332	0.314	0.309	0.273	0.176	0.000
Tyrone Millage	2.889	2.889	2.889	2.889	2.889	2.889
Unincorporated County	5.602	5.171	4.917	4.509	4.392	4.392

Denotes Tax Increase (No Rollback or Partial Rollback)

Financial Impact to General Fund Operations and Maintenance

Cumulative Effect of Rollback Since 2014

Cumulative \$29.6M

2014 = \$0.5M

2015 = \$2.6M

2016 = \$4.0M

2017 = \$6.8M

2018 = \$7.8M

2019 = \$8.4M

Millage Rate Public Hearings

- 1st Hearing – Thursday, August 15 10:00 am
- 2nd Hearing – Thursday, August 15 5:00 pm
- 3rd / Final Hearing – Thursday, August 22, 6:30 pm
 - Staff requests BOC to adopt Resolution 2019-10 to levy the County property tax