

FAYETTE COUNTY, GEORGIA

2022 Property Tax Digest / Millage Rates

AUGUST 18, 2022

2022 Tax Digest Changes

2021 Digest

\$7,122,008,224

Growth (Decrease) in Digest

Real Property	\$176,896,898	17.89%		
Personal Property	\$15,113,979	2.64%		
Motor Vehicles	(\$4,619,590)	-8.82%		
Other	\$242,183	4.87%	\$187,633,470	2.63%

(Increase) in Exemptions

(\$680,520) **-0.16%**

\$186,952,950 **2.63%**

Reassessments

Real Property	\$1,058,678,948	14.86%
----------------------	------------------------	---------------

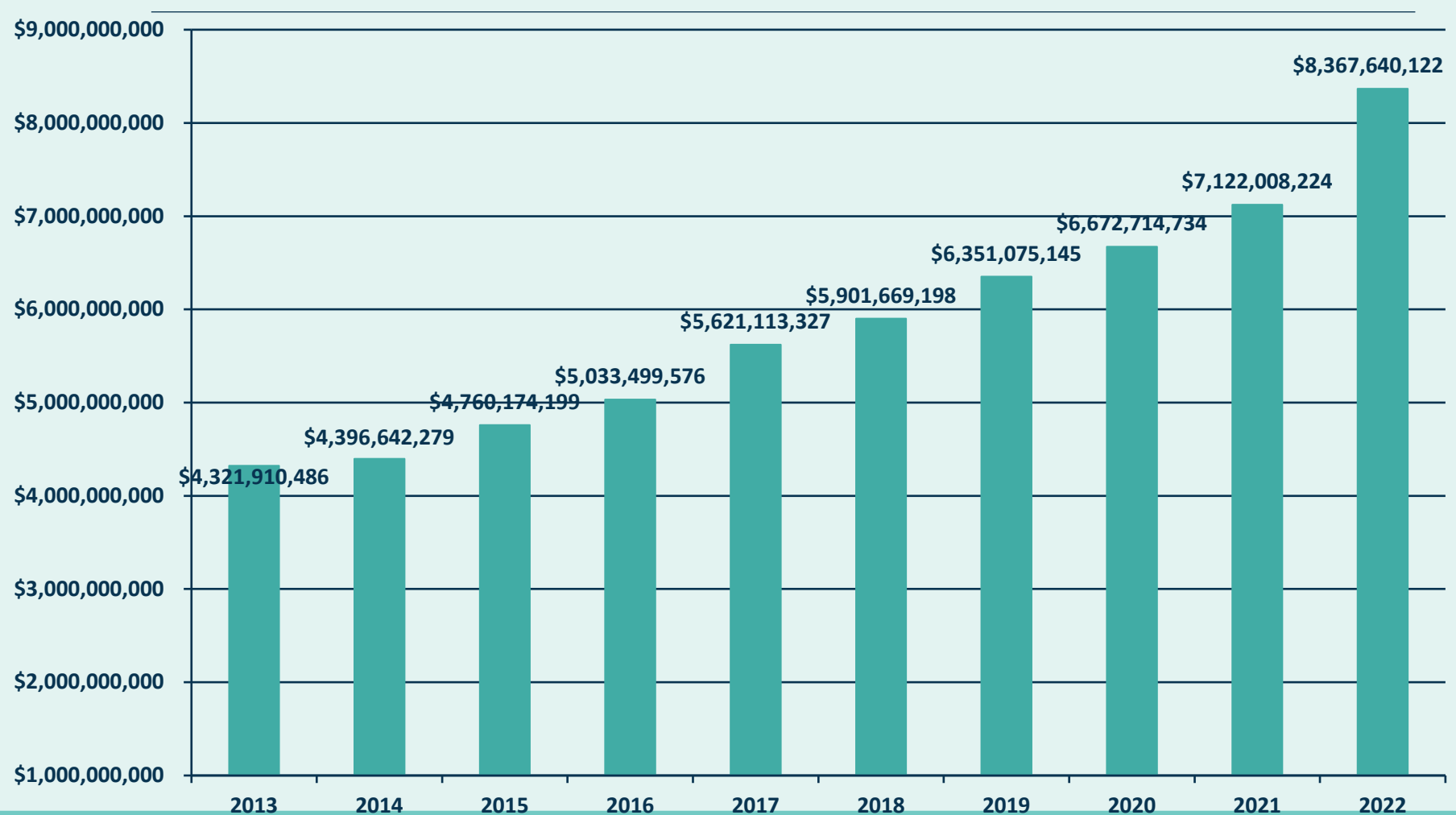
Positive Change in Net Digest

\$1,245,631,898 **17.49%**

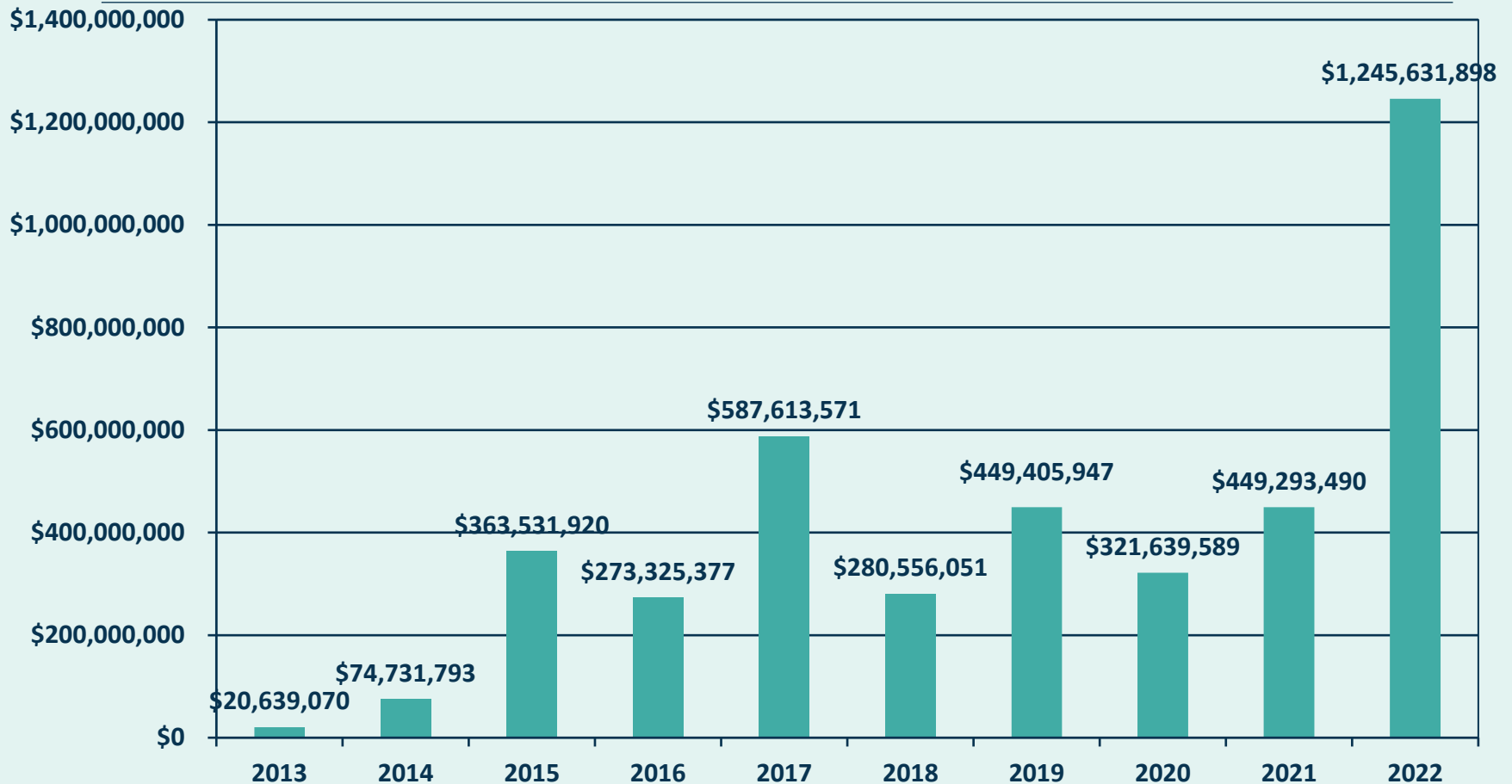
2022 Digest

\$8,367,640,122

Change in Taxable Digest



Taxable Digest Variances



2022 PROPOSED Millage Rates

Description	Proposed 2022	Adopted 2021	Millage Rate Recapture (Decrease)	Percent Change
General Fund Maintenance & Operations	4.034	4.034	-0-	N/A
Fire Services	3.070	3.070	-0-	N/A
Emergency Medical Services	0.500	0.456	0.044	9.65%
911 Services	0.210	0.210	-0-	N/A

2022 Fayette County Tax Bill

County Operations Proposed Rate vs. Rollback Rate

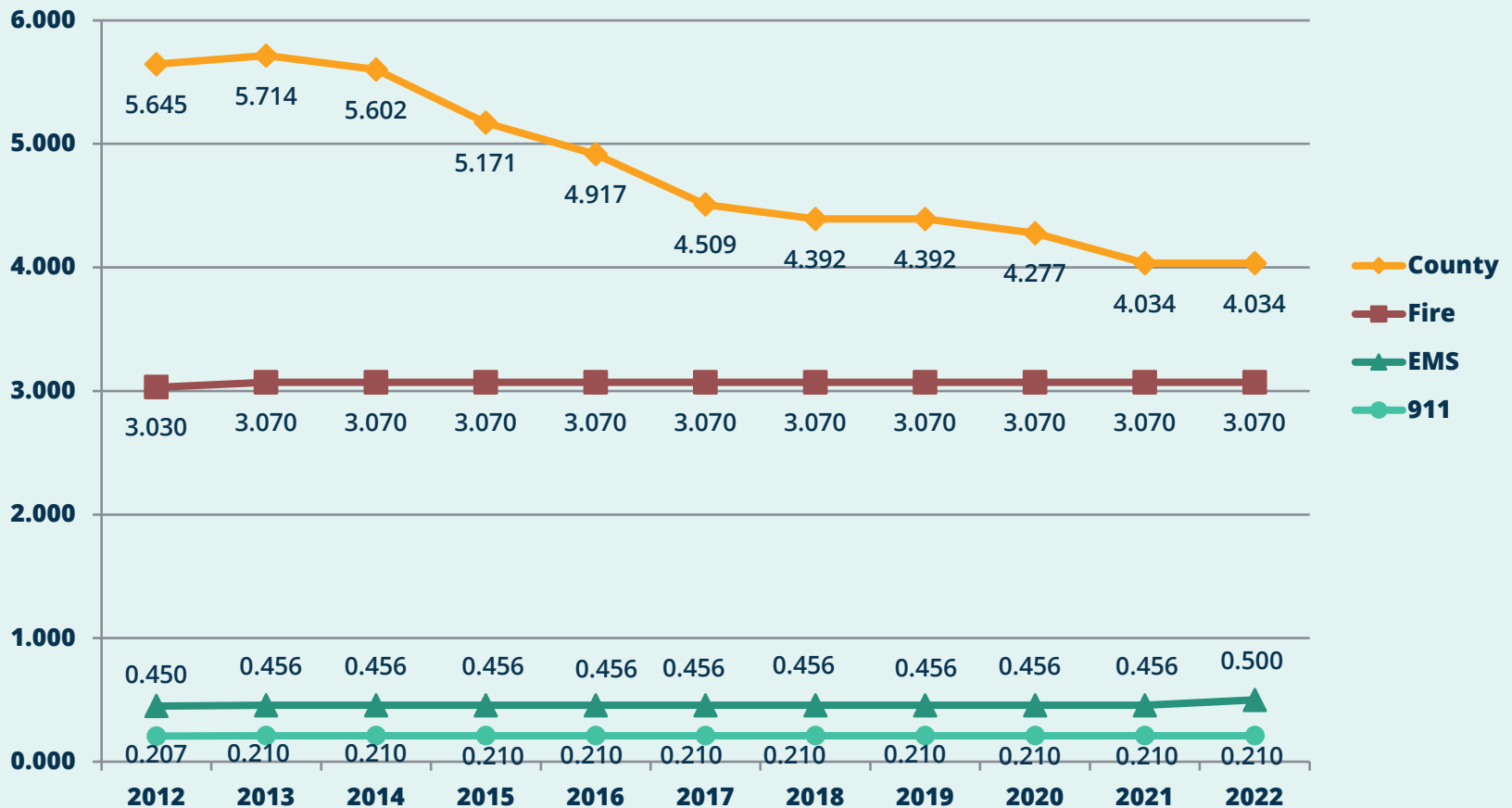
Proposed									
Sample Property Tax Statements - Unincorporated									
2022 Tax Millage Rates									
Entity	FMV	Taxable Value	Homestead	Taxable Value	2022 Millage Rate	Tax Due	Rollback Rate	Tax Due	Annual Increase in Tax Bill
COUNTY M&O	325,000	130,000	(5,000)	125,000	4.034	504.25	3.524	440.50	63.75
COUNTY BOE	325,000	130,000	(5,000)	125,000		-		-	-
COUNTY EMS	325,000	130,000	(5,000)	125,000	0.456	57.00	0.456	57.00	-
COUNTY 911	325,000	130,000	(5,000)	125,000	0.210	26.25	0.210	26.25	-
COUNTY FIRE	325,000	130,000	(5,000)	125,000	3.070	383.75	3.070	383.75	-
TOTAL					7.770	971.25		907.50	

2022 Fayette County Tax Bill

EMS Proposed Rate vs. Current Rate

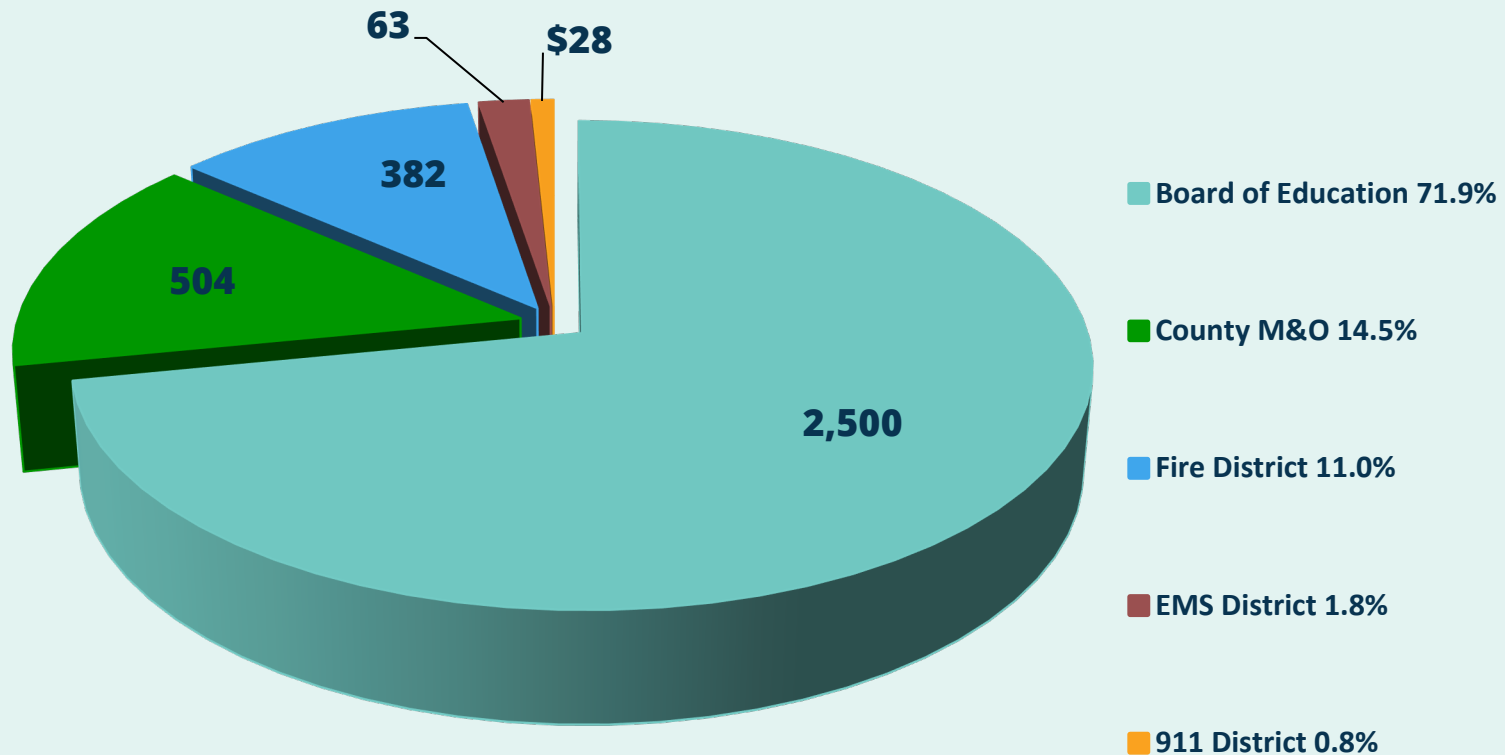
Proposed									
Sample Property Tax Statements - Unincorporated									
2022 Tax Millage Rates									
Entity	FMV	Taxable Value	Homestead	Taxable Value	2022 Millage Rate	Tax Due	Rollback Rate	Tax Due	Annual Increase in Tax Bill
COUNTY M&O	325,000	130,000	(5,000)	125,000	4.034	504.25	3.524	440.50	63.75
COUNTY BOE	325,000	130,000	(5,000)	125,000	0.000	-		-	-
COUNTY EMS	325,000	130,000	(5,000)	125,000	0.500	62.50	0.456	57.00	5.50
COUNTY 911	325,000	130,000	(5,000)	125,000	0.210	26.25	0.210	26.25	-
COUNTY FIRE	325,000	130,000	(5,000)	125,000	3.070	383.75	3.070	383.75	-
TOTAL					7.814	976.75		907.50	69.25

Property Tax Rates – General Fund, Fire, EMS, and 911 2012-2022



2022 Unincorporated Residential Property Tax Paid

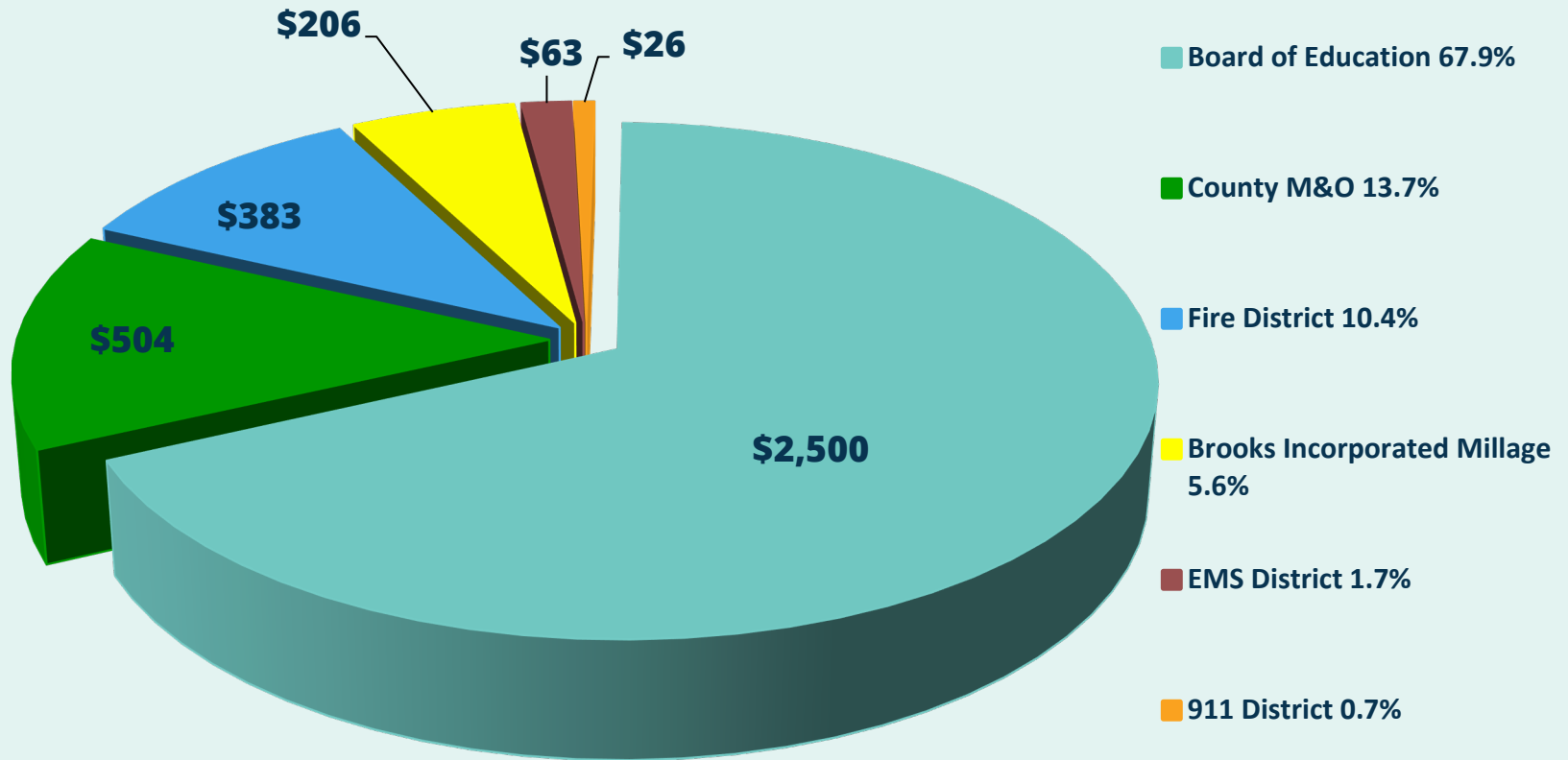
\$325,000 home value / \$3,477 tax bill



County M&O includes functions Sheriff, Courts, Public Works, Culture & Recreation, Community Development, and General Government

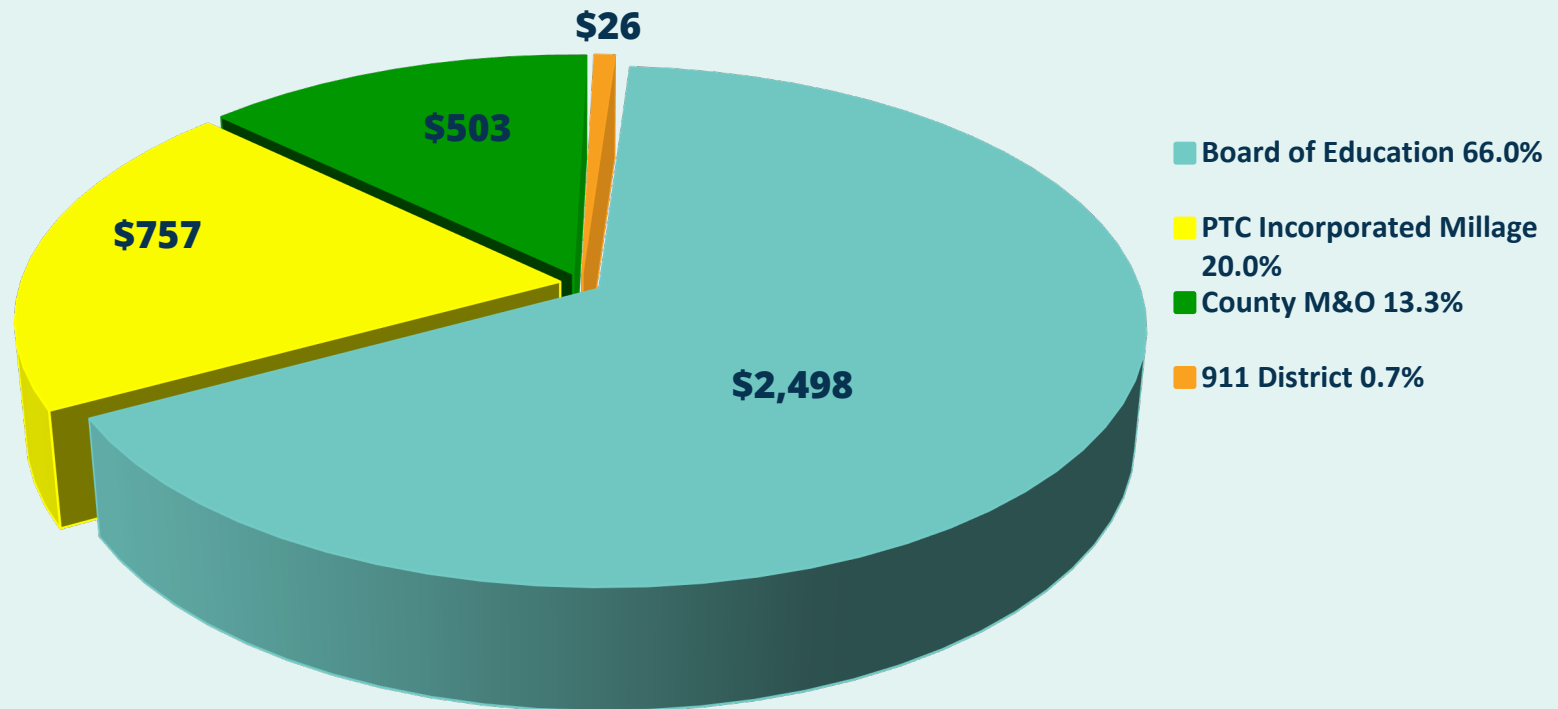
2022 Town of Brooks Residential Property Tax Paid

\$325,000 home value / \$3,682 tax bill



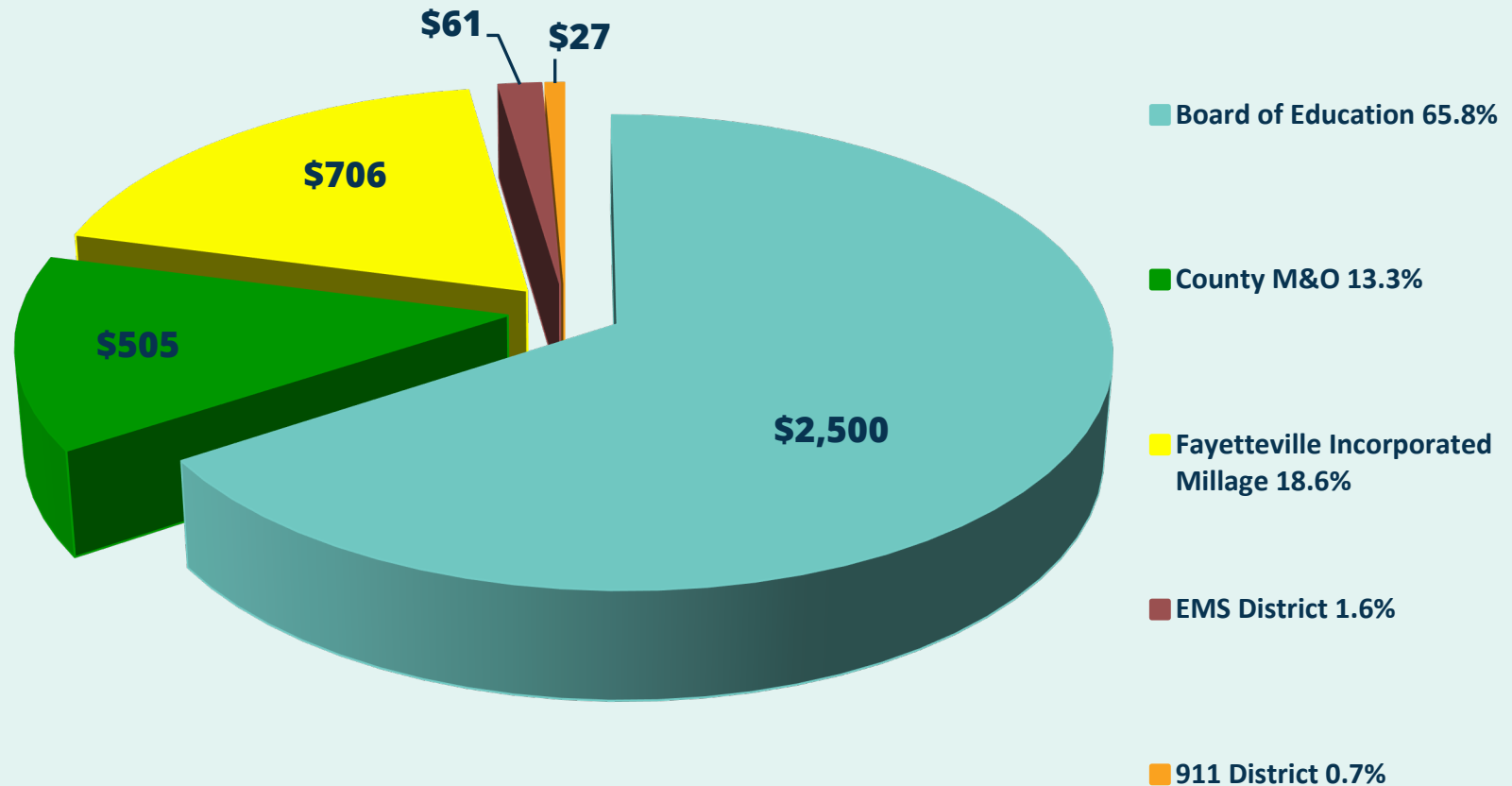
2022 Peachtree City Residential Property Tax Paid

\$325,000 home value / \$3,786 tax bill



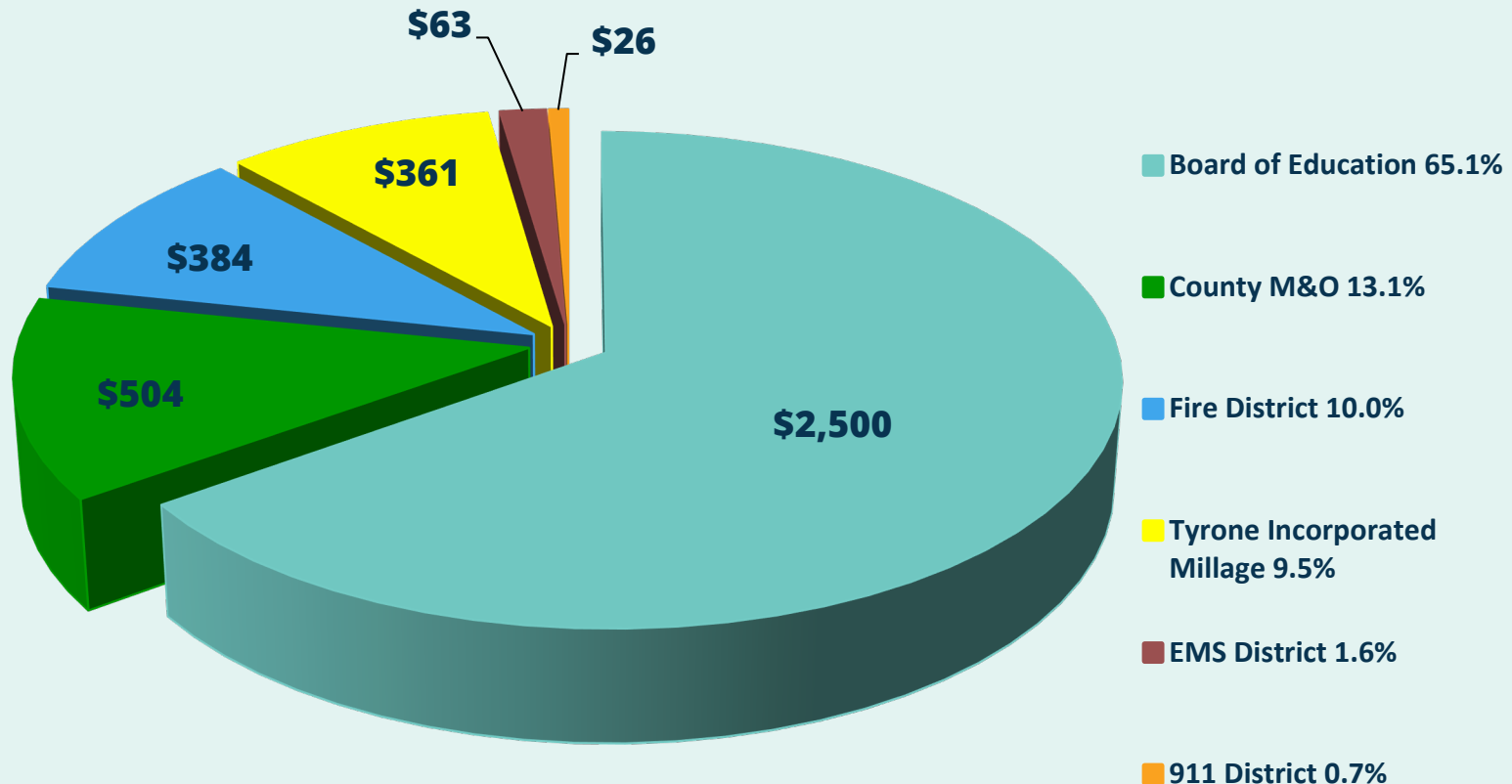
2022 City of Fayetteville Residential Property Tax Paid

\$325,000 home value / \$3,799 tax bill



2022 Town of Tyrone Residential Property Tax Paid

\$325,000 home value / \$3,838 tax bill



Based Upon \$325,000 Home Value Taxes Paid By Citizens



Millage Rate History Since 2014

Year	2014	2015	2016	2017	2018	2019	2020	2021	2022
Board of Education	20.000	20.000	19.750	19.500	19.500	19.250	19.150	19.334	19.150
Board of Education Bond	1.450	1.350	1.350	1.350	1.350	1.271	1.180	1.100	0.850
Brooks Millage	0.899	0.840	0.799	0.723	0.680	0.627	0.606	1.000	1.640
Fayetteville Millage	3.874	3.874	3.874	3.874	5.646	5.646	5.646	5.646	5.646
Peachtree City Millage	6.756	6.756	6.756	6.232	6.232	6.232	6.232	6.043	6.043
Peachtree City Bond	0.332	0.314	0.309	0.273	0.176	0.000	0.000	0.000	0.000
Tyrone Millage	2.889	2.889	2.889	2.889	2.889	2.889	2.889	2.889	2.889
Unincorporated County	5.602	5.171	4.917	4.509	4.392	4.392	4.277	4.034	4.034

Denotes Tax Increase (No Rollback or Partial Rollback)

Financial Impact to General Fund Operations and Maintenance

Cumulative Effect of Rollback Since 2014

Cumulative \$65.7M

2014 = \$0.5M

2015 = \$2.6M

2016 = \$4.0M

2017 = \$6.8M

2018 = \$7.8M

2019 = \$8.4M

2020 = \$9.6M

2021 = \$11.9M

2022 = \$14.1M

Millage Rate Public Hearings

- 1st Hearing – Thursday, August 18 10:00 am
- 2nd Hearing – Thursday, August 18 6:00 pm
- 3rd / Final Hearing – Thursday, August 25, 5:00 pm
 - Staff requests BOC to adopt Resolution 2022-06 to levy the County property tax