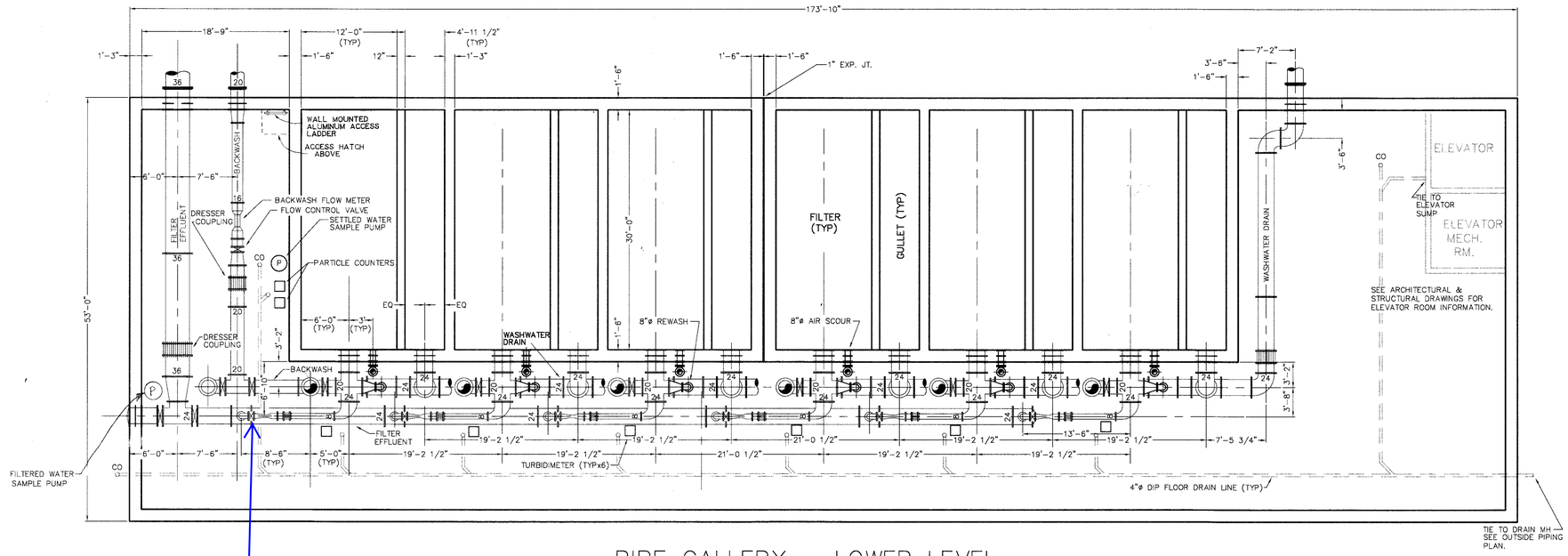

Valve to be replaced (Typ of 6)

PIPE GALLERY – LOWER LEVEL

1/8" = 1'-0"

NOTES:

DISCHARGE LINE FOR SETTLED WATER AND FILTERED WATER SAMPLE PUMPS SHALL BE ROUTED TO LAB SINK ON SECOND FLOOR. SETTLED WATER SAMPLE LINE SHALL BE ROUTED FROM 16"ø FILTER INFLUENT LINES AT FILTERS #2 & #5, TO SAMPLE PUMP SUCTION AND TO PARTICAL COUNTER. FILTERED WATER SAMPLE LINE SHALL BE ROUTED FROM 24"ø FILTER EFFLUENT MANIFOLD TO SAMPLE PUMP SUCTION AND TO PARTICLE COUNTER.

SAMPLE LINES FOR EACH TURBIDIMETER SHALL BE TAPPED INTO THE 8"ø FILTER EFFLUENT LINE AT EACH FILTER, UPSTREAM OF THE FILTER EFFLUENT FLOW METER. DRAIN PIPING FROM EACH TURBIDIMETER SHALL BE ROUTED TO ADJACENT FLOOR DRAIN. ALL PIPING SHALL BE COPPER, SIZED PER REQUIREMENTS OF TURBIDIMETER MANUFACTURER.

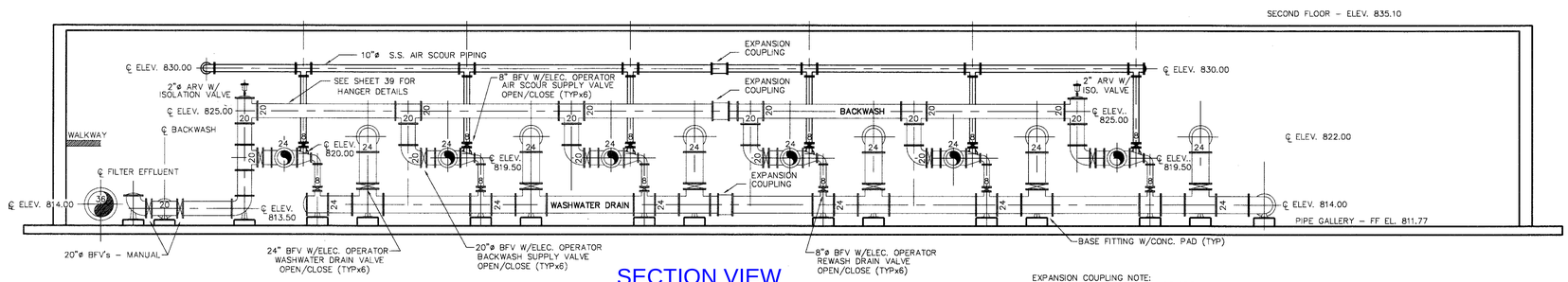

SECTION VIEW

PIPE GALLERY – INSIDE PIPING

1/8" = 1'-0"

EXPANSION COUPLING NOTE:
EXPANSION COUPLINGS SHALL BE DRESSER STYLE 63 – TYPE 1, (OR APPROVED EQUAL). COUPLINGS SHALL BE COMPATABLE WITH TYPE OF PIPE CONNECTIONS USED FOR EACH LINE. COUPLINGS SHALL ALLOW FOR 2" MAXIMUM LONGITUDINAL MOVEMENT. CONTRACTOR SHALL SUBMIT PRODUCT DATA FOR REVIEW & APPROVAL BY THE ENGINEER.

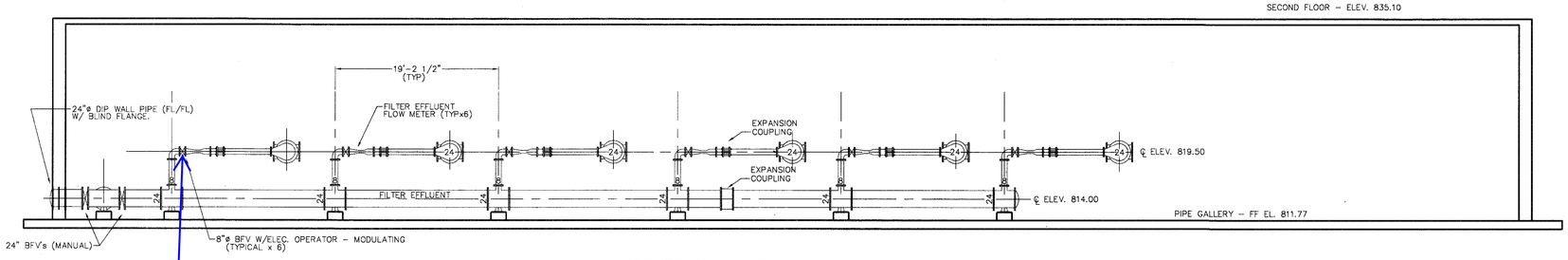

SECTION VIEW

PIPE GALLERY – OUTSIDE PIPING

1/8" = 1'-0"

Valve to be replaced (Typ of 6)

GEORGIA REGISTERED No. 17687 PROFESSIONAL ENGINEER DAVID W. JABGER

REV. No.	DATE	DESCRIPTION	BY	APP'D
1	1/00	AS-BUILT	DMH	DWJ

Mallett & Associates, Inc.
115-B BRADFORD SQUARE FAYETTEVILLE, GEORGIA 30215
PHONE: 770-719-3333
FAX: 770-719-3377

SOUTH FAYETTE COUNTY WATER TREATMENT PLANT
for
FAYETTE COUNTY WATER SYSTEM

P-40

FILTER BUILDING
PIPE GALLERY PLAN & SECTIONS

LAND LOT –	DESIGN MAI	SCALE AS NOTED	
DISTRICT – 183, 184, 201 & 202	DRAWN ESG	DATE 10-16-98	
SECTION – 4th	CHECK DWJ	FILE NO. 96158	
CITY –	APPROVED JEM	SHEET NO. 40	
COUNTY – FAYETTE			
STATE – GEORGIA			

C:\MPTV\FILI\Pgallery.dwg, Mon Feb 01 11:46:01 1999