

February 7, 2025

**Subject: RFQ #2507-A: Guardrail Repair @ McDonough and Redwine Road
Addendum #1**

Gentlemen/Ladies:

Below, please find responses to questions, clarification, or additional information for the above referenced **RFQ**. You will need to consider this information when preparing your quote.

- 1. At Redwine Rd, the current anchor is 37.5'. After installing and MASH Anchor (50') (MSKT/SoftStop) at the new GDOT Standard for 31" Height, the existing Guardrail will need to be raised. GDOT does not allow for more than 4" of fall every 25'. That would mean the existing after the bridge is the transition (Outdated), and then 37.5'. Does the County want to have a Guardrail MASH Anchor Installed, and then update the remaining 37.5'TW plus the Bridge Transition?**

Yes, the County will be reimbursed for the damage guardrail but not the upgrade. Please provide separate pricing for the repair and upgrade. See the attached updated Pricing Sheet (Attachment 1) and guardrail specifications (Attachment 2).

- 2. At McDonough Rd, existing Guardrail height does not meet 31". Does the County want to replace the entire run (67.5') & bring guardrail to height or does the County want to repair the damaged guardrail only and leave at existing height?**

The Contractor shall replace only the damaged guardrail portion at the existing height due to remaining portion of this guardrail is located off the County's right-of-way.

Received by (Name): _____ Company: _____


Note: If this addendum is not returned to the Fayette County Purchasing Department or if it is returned not signed, responding individuals, companies or other organizations will still be responsible for the requirements of this addendum and the specifications or changes herein.

The opening date for this RFQ has not changed. **The opening time and date are Wednesday, February 12, 2025.** Quotes must be received by the Purchasing Department at the address above, Suite 204, at or before the opening date and time.

The deadline for inquiries has passed, so the Purchasing Department will not be able to accept any additional questions after this time.

If you have questions, please contact Sherry White, Senior Contract Administrator at (770) 305-5314, fax (770) 719-5544 or email at swhite@fayettecountyga.gov.

Sincerely,

A handwritten signature in blue ink, appearing to read "Ted L. Burgess", enclosed within a blue oval scribble.

Ted L. Burgess
Chief Procurement Officer

PRICING SHEET

RFQ #2526-A Guardrail Repair @ McDonough and Redwine Rd

Responder agrees to perform all the work described in the Contract documents for the following price:

| DESCRIPTION | PRICE UNIT | TOTAL AMOUNT |
|--|------------|--------------|
| MCDONOUGH ROAD GUARDRAIL REPAIR | LUMP SUM | \$ |
| REDWINE ROAD GUARDRAIL REPAIR (IN KIND) | LUMP SUM | \$ |
| REDWINE ROAD GUARDRAIL REPAIR (UPGRADE) | LUMP SUM | \$ |
| TOTAL PROJECT PRICE | | \$ |

NOTES:

1. All applicable charges shall be included in your total quoted amount, including but not limited to materials, equipment, installation, labor, and any other amounts. No additional charges will be allowed after the quote received by date.
2. All warranties shall be included in your total quoted amount.

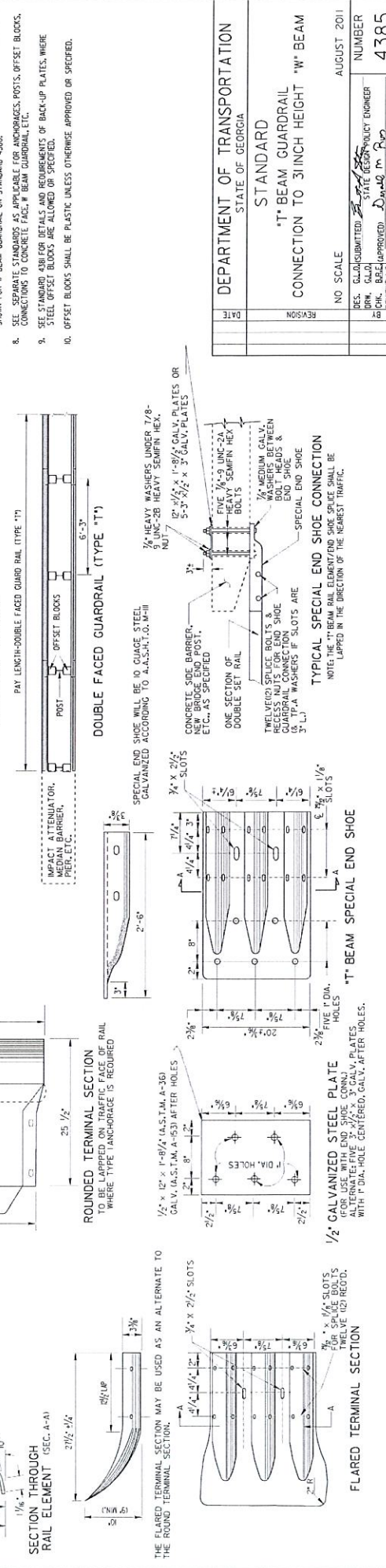
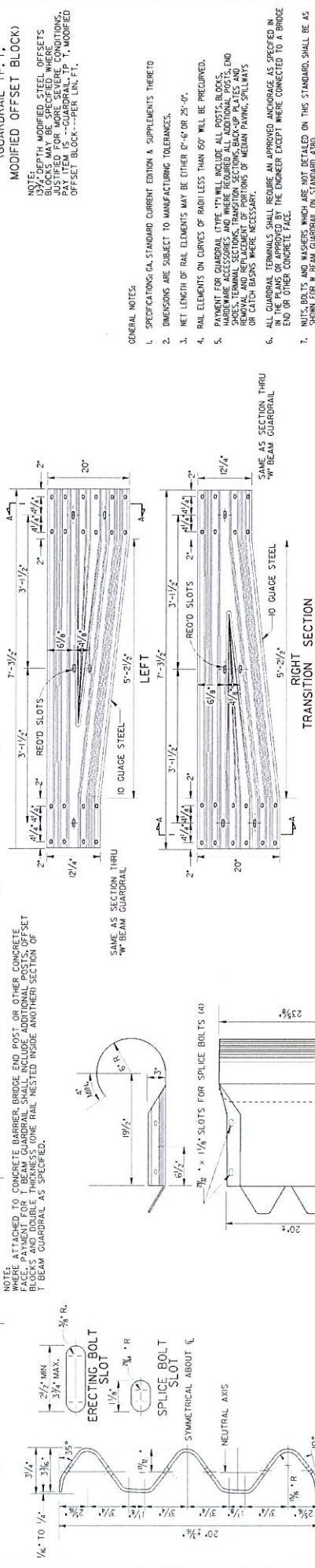
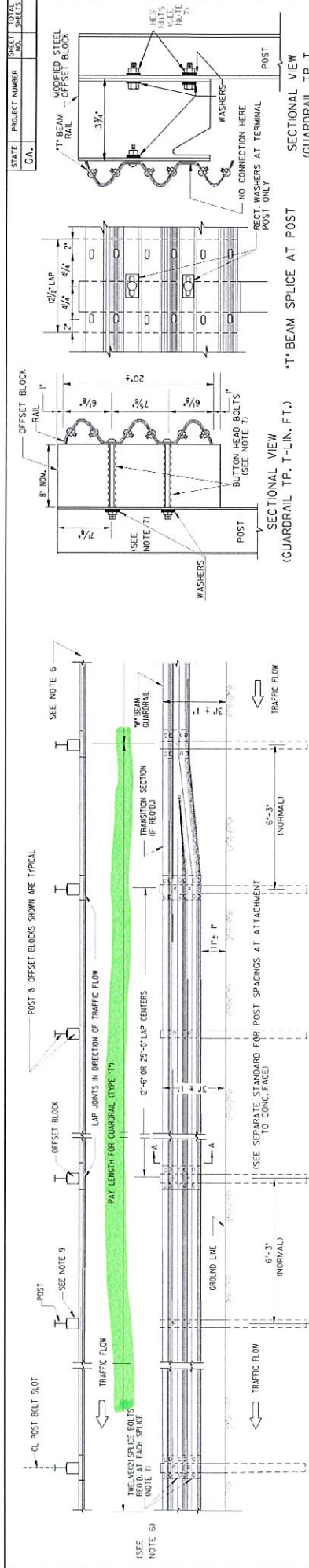
State time needed to commence work after Notice to Proceed is issued _____ Days.

State length of time needed to complete project _____ Days.

State, List or Attach the terms of your warranty, if applicable: _____

COMPANY NAME: _____

Attachment 2



- GENERAL NOTES:**
1. SPECIFICATIONS: GAL STANDARD CURRENT EDITION & SUPPLEMENTS THERE TO
 2. DIMENSIONS ARE SUBJECT TO MANUFACTURING TOLERANCES.
 3. NET LENGTH OF RAIL ELEMENTS MAY BE EITHER 12'-0" OR 25'-0".
 4. RAIL ELEMENTS ON CURVES OF RADIUS LESS THAN 500' WILL BE PRECURRED.
 5. PAYMENT FOR GUARDRAIL (TYPE 1) WILL INCLUDE ALL POSTS, BLOCKS, OFFSET BLOCKS, GUARDRAIL, TERMINATOR, MEDIAN BARRIER, PIER, ETC. AND REMOVAL AND REPLACEMENT OF PORTIONS OF MEDIAN PAVING, SPILLWAYS OR CATCH BASINS WHERE NECESSARY.
 6. ALL GUARDRAIL TERMINALS SHALL REQUIRE AN APPROVED ANCHORAGE AS SPECIFIED IN THE PLANS OR APPROVED BY THE ENGINEER EXCEPT WHERE CONNECTED TO A BRIDGE END ON OTHER CONCRETE FACE.
 7. NUTS, BOLTS AND WASHERS WHICH ARE NOT DETAILED ON THIS STANDARD, SHALL BE AS SHOWN FOR W-BEAM GUARDRAIL ON STANDARD USED.
 8. SEE SEPARATE STANDARDS AS APPLICABLE FOR ANCHORAGES, POSTS, OFFSET BLOCKS, CONNECTIONS TO CONCRETE FACE, W-BEAM GUARDRAIL, ETC.
 9. SEE STANDARD 438I FOR DETAILS AND REQUIREMENTS OF BACK-UP PLATES, WHERE STEEL OFFSET BLOCKS ARE ALLOWED OR SPECIFIED.
 10. OFFSET BLOCKS SHALL BE PLASTIC UNLESS OTHERWISE APPROVED OR SPECIFIED.

| | | | |
|-------|----------------|-----------|--------------|
| STATE | PROJECT NUMBER | SHEET NO. | TOTAL SHEETS |
| GA. | | | |

| | | | |
|--------------------------------------|----------|------------------------|------------------------------|
| DEPARTMENT OF TRANSPORTATION | | STATE OF GEORGIA | |
| STANDARD | | | |
| *T-BEAM GUARDRAIL | | | |
| CONNECTION TO 3 INCH HEIGHT "W" BEAM | | | |
| DATE | REVISION | NO. SCALE | AUGUST, 2011 |
| | | DES. G.L.O. (LIMITED) | STATE DESIGN POLICY ENGINEER |
| | | DRN. G.L.O. | DR. J. P. P. |
| | | CHK. B.E.E. (APPROVED) | CHIEF ENGINEER |
| | | REV. B.A.S. | |
| NUMBER | | | 4385 |